

THE BLESS APP

How to sign up to be a Light in your neighborhood, simply follow these steps!

- Go to <https://app.blesseveryhome.com/signup/> or click the 'Sign up' button below to be taken directly to the sign up page.

Sign up

- Fill out your first and last name, email address, and desired password. Be sure to check that you typed your email address correctly or else you won't receive a confirmation email from us and you will have to sign up again.

The screenshot shows a sign-up form with the following fields and labels:

- First name**: Required. At least 2 characters. Input field: "Your real first name".
- Last name**: Required. At least 2 characters. Input field: "Your real last name".
- Email**: Required. You will use this to sign in. Input field: "Your real email address".
- Password**: An at least 8 character long password. Input field: "Your real password".
- Address**: It all begins with prayer. Your BLESS list will be created around this address in the US. Input field: "Enter a location".

Below the form is a "Continue" button and a link to "Privacy Policy and Terms of Service".

- For the home address, begin typing your street address. You will see a drop-down box appear with address suggestions based on what you are typing. It will update the suggestions after every letter that you type. When you see the correct address appear in the drop-down box, click that address.

The screenshot shows the address field with the text "123 main" entered. Below the input field is a list of suggestions:

- 123 Main Street Houston, TX, USA
- 123 East Main Street Bullard, TX, USA
- 123 Main Street White Plains, NY, USA
- 123 Main Street Edison, NJ, USA
- 123 Main Street Spring, TX, USA

- Once you have entered your information, click 'Continue'.


Continue

You will then receive an email asking you to confirm your account. Click 'Confirm email address' and you will be taken through prompts to ensure this is correct. If you don't receive an email after 10 minutes, be sure to check your spam folder.

THE BLESS APP

How to connect to Stonecroft in the BLESS App

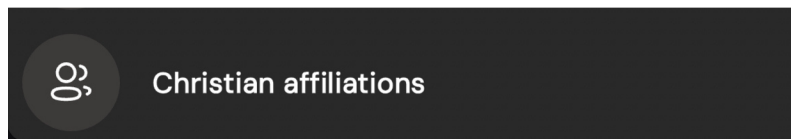
- Connect to your Christian affiliations group by going to 'Profile' in the bottom right corner



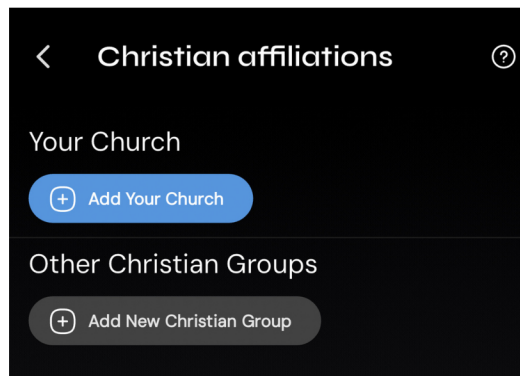
- Click the Settings icon in the top right corner



- Click 'Christian affiliations'



- Select + Add New Christian Group



Type in Stonecroft and select "Stonecroft." It will ask if you would like to 'Connect to your affiliation?' Click 'YES'

