

THE BLESS APP

How to sign up to be a Light in your neighborhood, simply follow these steps!

- Go to <https://app.blesseveryhome.com/signup/> or click the 'Sign up' button below to be taken directly to the sign up page.

Sign up

- Fill out your first and last name, email address, and desired password. Be sure to check that you typed your email address correctly or else you won't receive a confirmation email from us and you will have to sign up again.

First name
Required. At least 2 characters.

Your real first name

Last name
Required. At least 2 characters.

Your real last name

Email
Required. You will use this to sign in.

Your real email address

Password
An at least 8 character long password.

Address
It all begins with prayer. Your BLESS list will be created around this address in the US.

Enter a location

Continue

By continuing you acknowledge that you have read and accept our [Privacy Policy](#) and [Terms of Service](#).

- For the home address, begin typing your street address. You will see a drop-down box appear with address suggestions based on what you are typing. It will update the suggestions after every letter that you type. When you see the correct address appear in the drop-down box, click that address.

Address
It all begins with prayer. Your BLESS list will be created around this address in the US.

123 main

123 Main Street Houston, TX, USA

123 East Main Street Bullard, TX, USA

123 Main Street White Plains, NY, USA

123 Main Street Edison, NJ, USA

123 Main Street Spring, TX, USA

- Once you have entered your information, click 'Continue'.

Continue


You will then receive an email asking you to confirm your account. Click 'Confirm email address' and you will be taken through prompts to ensure this is correct. If you don't receive an email after 10 minutes, be sure to check your spam folder.



THE BLESS APP

How to connect to Stonecroft in the Bless App

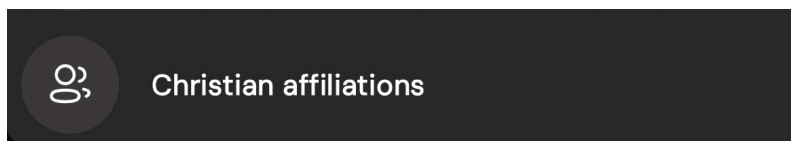
- Connect to your Christian affiliations group by going to 'Profile' in the bottom right corner



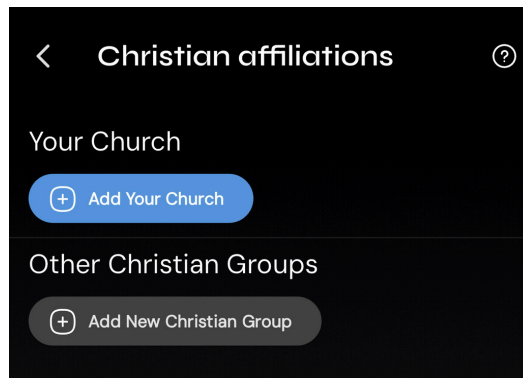
- Click the Settings icon in the top right corner



- Click 'Christian affiliations'



- Select + Add New Christian Group



Type in Stonecroft and select "Stonecroft." It will ask if you would like to 'Connect to your affiliation?' Click 'YES'

